



# EIDXA NEWSLETTER

## SPRING 1994

### EIDXA MEETING NOTICE

Date: 15th of April 1994 (Friday)

Time: 7:30 PM (door open at 6:30 PM)

Place: Room 219C  
Linn Hall  
Kirkwood Community College  
Cedar Rapids

Agenda: Business meeting, special guest  
Lew Gordon, K4VX, Midwest Division  
Director. The usual socializing  
and pizza to follow.

Plan on attending a good time is promised.

### Building Keys

Auto Collision - AGR

Johnson Hall - JH

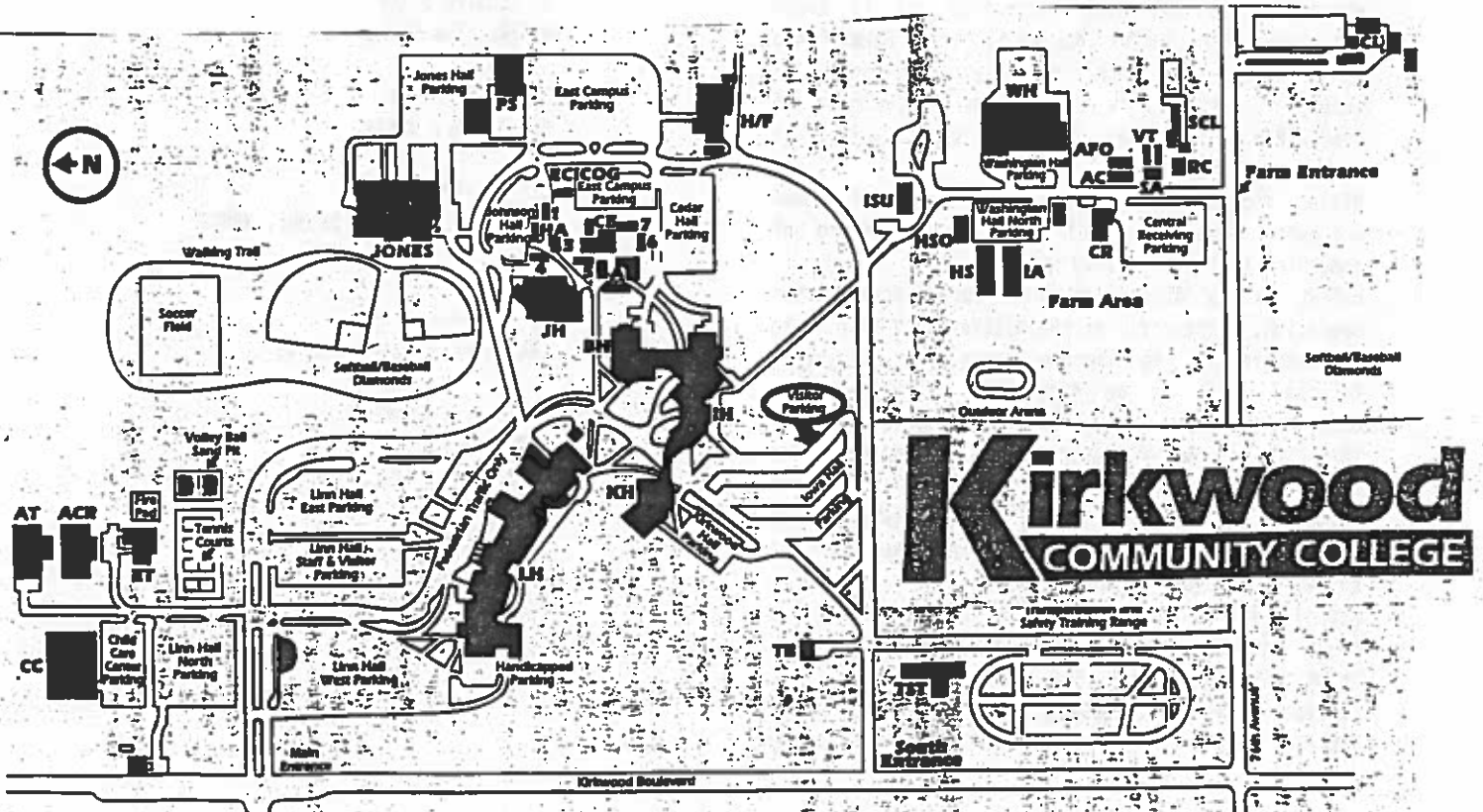
Auto Tech - AT

Linn Hall - LH

Iowa Hall - IH

Truck Range - TST

Washington Hall - WH



21 January 1994

The winter meeting of the EIDX was held at Benton Hall on the Kirkwood campus.

On a motion by W0BWL, the minutes of the previous meeting were approved.

On a motion by K0VZR, the treasurer's report was approved. A moment of silence was observed to recognize the passing of N0EL and N6K6.

Reminder that 94' dues are due.

Announcement of a FLEA MARKET 22 Jan. at Jones Hall on the Kirkwood campus.

Reminder that as we approach the 10 year ann. of the 10 year license that renewals will be coming due.

Pres. W0BZRL reviewed membership requirements of full member status.

On a motion by K0AL, and second by W0BWL, NN9K and AB9W were accepted as full members unanimously.

Repeater report was given by K0VM. Repeater is working well and there are no plans for any changes.

W0SR gave the DXAC report. A vote to delete Mt. Athos is likely. There are several questions about Pratas Island acceptance is nil. A reef of China may have what it takes to be counted. Honor Roll for RTTY has been approved. Not likely for more Honor Rolls to be established. QSL guide lines could be accepted as vote results were to be in by order to establish guide-lines for dxpedition operations. The DX Yearbook is in the making and should be out soon. S79MX's petition for Aldabra not likely to produce a new one. Romeo's P5 operation was not well documented and is being challenged for better documentation. Seems Romeo has dropped from sight recently. Discussion of vanity call signs is in motion. Acceptance of DJ6SI/FR/6 is being heldup for insufficient licensing documentation.

W0BZRL reported on progress of the Linn County Tower ordinance committee. Much work to be done to get something that we can live with.

W0BZRL led a discussion on the local packetcluster operation. The radio at the Williamsburg site is to be changed out to improve coverage to the West. Antenna checks to be done when weather permits. Club involvement in providing material support for the cluster was discussed. G3WJN suggested that anyone wishing to contribute consider support of software purchases as obsoleted software has no resale value to recover a sysops investment whereas hardware maintains some market value.

Attendance was 38. AA0GG won the door prize of a Heard Island 1st day cover. Guests attending were Kathy Hyman N0ZAL, Rod Blocksone K0DAS, Bill Caldwell N0LNO, Elizabeth Caldwell N0UTP, Steve Sawyers N0YVY. Rod and Steve have made application

for membership.

The date for the spring meeting is to be April 15, 1994. The meeting was adjourned at 9:35PM.

Respectfully,

Gary Toomsen K0GT

---

1994 EIDX OFFICERS

President: W0BZRL Tom Vavra  
V.Pres: W0WP Tom Lindgren  
Sec/Tres: K0GT Gary Toomsen

REPEATER COMMITTEE:  
K0VM, Al Groff  
W0WJN, Joe Finkstein

MEMBERSHIP COMMITTEE:  
W0SR, Jim Spencer  
W0IZ, Dale Repp

DX CLUSTER SYSOP:  
W0BZRL, Tom Vavra

EIDX REPEATER:  
145.19 MHz, W0WJN

DX CLUSTER:  
144.91 MHz and 147.51 MHz, W0BZRL

---

addresses of new members:

AB9W Larry Dickinson  
4321 5th St.  
East Moline, Ill. 61244

NN9K Peter Beedlow  
741 Greenway Ave.  
Colona, Ill. 61241

from the shack of ZRL

All the signs of spring are here: robins, blue birds, Dayton, antenna parties, and more. So far I've been to two tower parties, but one got a sixty footer up, the other took an 80 footer down. I guess the tally sheet shows me at a minus 20 so far. Neither of these were in Linn County, where several hams are still struggling with the county about their desire to restrict towers. The committee will probably meet again before the club meeting and we can get an update from Wade. The meeting will once again be at Kirkwood Community College, but note that the building is different this time. The club officers have not had any luck at finding an alternative meeting place. For some reason, facilities that were made available to the public only a few years ago are no longer offered. Any help from the membership would be appreciated.

The meeting will be held at 7:30 pm on Friday April 15, 1994 in room 219C of Linn Hall. We are privileged to have as our guest Lew Gordon, K4VX, Midwest Division Director. Lew is well known for his contest station and BIG antennas. The room will be open at 6:30 for early eyeballs.

I hope everyone got the 3Y0PI operation in their logs on the bands and modes where they needed them. At least three EIDX members (K0JGH, KF0H and W0WP) worked them on 160, and many 80 meter contacts were reported. Kudos to you all. Their presentations at Dayton will surely draw a crowd. Many war stories will be told about this DX-pedition, from both sides of the pileup. My personal story tells about going up the tower in 'balmy' 20 degree temps to change out the coax and balun to work them on SSB for the final SSB country. Murphy must have wintered over at this QTH.

A pleasant surprise this year was the DXCC Yearbook. I saw lots of EIDX calls in the yearly listing, but I observed that many calls were missing. The Yearbook listing is for only one year now, not the two years that it used to be. So you must submit your updates each year to be listed. Remember that that listing is used to determine Full Membership in the EIDX.

At the last meeting there was a questionnaire about planned antenna work this year. Only a few had worked they wanted to do, but there were lots of volunteers ready to help. Those indicating some tower work were: W0WP, KU0A, WB0ZKG, K0AL, KE0Y, G3WJN and N0YVY. When you are doing planning for your work, feel free to query me about people and equipment you need help finding.

The club officers are considering a summer meeting other than one that coincides with the CVARC hamfest. Possibilities we have discussed include a weenie roast, a sit down dinner, or a normal meeting. We solicit suggestions.

As a final thought, I will borrow some words from WB2CJL, the Editor of the RTTY bulletin: REMEMBER, DX DON'T SLEEP!

73/DX de ZRL

## THE PASSING OF A DX LEGEND

Lloyd Colvin, W6K6, died December 14, 1993, in Istanbul, Turkey. He was 78 years old, born April 24, 1915, in Spokane, Washington. His wife of 55 years and DXpedition partner Iris Colvin, W6BL, survives him.

At the time of his death both Lloyd and Iris had received permission to operate from Turkey. Lloyd did not operate but Iris did, briefly, as TA1/W6BL. Lloyd suffered an apparent stroke, was hospitalized, and died shortly thereafter.

Lloyd Colvin was first licensed in 1929 and his early interest in radio led to an Army career in the Signal Corps. He served 30 years, retiring as a lieutenant colonel in 1961.

In the 1950s and the '60s he was a general contractor and president of Drake builders, building houses, apartments and hospitals in the San Francisco Bay area.

In 1965 the Colvins began traveling the world, and in the nearly three decades that followed they visited 223 countries, operating from more than half of them. Their reputations as ambassadors preceded them, enabling them to obtain permission to operate when most others couldn't (although a few stone walls stood, in countries such as Burma and Bhutan). The ARRL Board of Directors recognized the Colvin's contributions to international goodwill by naming them Amateur Radio Ambassadors of the Decade 1980-1990.

The Colvins' last major trip was to Southeast Asia in 1992.

Over the years the Colvins made more than a million contacts and had more than half a million QSLs on file.

Lloyd Colvin was an ARRL Charter Life Member (as is Iris), a life member of the Northern California DX Club, and an honorary member of countless DX clubs and groups.

W6K6 had been an ARRL member continuously since 1930 and was an ardent League supporter.

The ARRL Board of Directors recognized the Colvins' contributions to enhancing international

goodwill by naming them Amateur Radio Ambassadors of the Decade 1980-1990.

In addition to his wife Iris, Lloyd Colvin leaves a daughter, Joy Gilcrease, and two granddaughters, Justine and Vanessa Gilcrease.

There was no public service, and his remains were to be scattered at sea.

(January 10, 1994 The ARRL Letter)

**Just when Tom  
had Jean convinced  
that his friends  
were normal,  
he took her  
to a hamfest!**



Ham radio cartoons

By Tom Irwin, AA6ME 1-5

JUST OFF THE PRESS!

A new book by Tom Irwin AA6ME

A truly funny book and a unique tribute to ham radio!

- 104 pages of fun!
- as advertised in the April, 1994 QST.
- available at selected hamfests or...
- phone and mail orders from:

The Grandpa Press  
1023 Kirkwood Avenue  
Iowa City, Iowa 52240  
(319) 337-9986

MINI DX-PEDITION by Bob W1XP (via K06VB)

Gary,

Glad to QSL. Part of the fun is passing out new countries. Been doing these "Mini-dx-peditions" for several years, including P4,PJ2,PJ4,PJ6, and PJ7. VP9 is easiest, only hour and 40 minute flight out of Boston.

I define a Mini-dxpedition as "taking ham radio on a family vacation and coming home together". It's a low key sort of thing with operating usually for a few hours a day. I wake up early, even on vacation, so will get on the air before breakfast, usually again before dinner and bed. If the weather is bad, I may get on for a few hours during the day, but usually off acting like a tourist.

Bermuda is semi-tropical; winter is the off season and quiet. The daytime temperature is high 60's to low 70's. The +73 degree F temperature when we arrived sure beats the -5 degrees we left behind in Boston. It's a windy season in Bermuda and not good beach weather, but that's not important to my XYL or me. We'd rather walk the beach than swim. Bermuda has lots of interesting sights, good food, and warm friendly people. It's about 22 miles long from St. George on the east to Dockyard on the West, with Hamilton in the middle. Only about a mile wide. Its really several islands. You can't rent a car, but we rent mopeds and ride all over the island. The speed limit is 20 MPH and the drivers are very courteous. You drive on the left. There is also excellent bus service. Bicycles can also be used but Bermuda is not a flat island, there are many good sized hills.

In the past, operating has been mainly on CW using the WARC bands, but the declining SSN has limited the propagation on these bands. 17 meters was always a good band with lots of Europe and many worldwide QSOs until this year. The band would open weakly around 1600 GMT for 30 minutes or so to Europe. In the past the band would be open to Europe much later and signals were much better also. I used a 10 ft whip antenna with a few radials for several years on the higher bands (30 meters and down). It worked on 40 but not very well. I could see that I was going to have to come up with a more effective lower frequency

antenna. It also seemed like a challenge to try the lower bands. last year (93) I used a 19 foot whip with a large base loading coil to operate on 40 and 80 meters. 80 meter success was limited but did manage about half a dozen QSOs with Europe a like number with the US.

This year we changed where we stayed. Same resort just different room. It was chosen to be a bit more favorable for radio. Top of hill and more room for antenna. I also hoped to try 160 meters. The loaded vertical seemed to work fairly well on 80 meters but 160 was a different story. To get it to work I added a horizontal loading wire and returned everything. This brought 160 meters to life and seemed to improve 80 meter about an "S" unit. Conditions seemed poor with lots of QRN. Did not work into Europe on 160 or 80 but part of this may have been timing. I did work a 2L on 80 which was a real good one.

The rig is now a TENTEC Scout. I wanted a small, light rig. I like it a lot, no bell or whistles, but a good, solid CW rig. Rig, power supply, coupler, keyer and antenna parts all fit in a small case that just fits under the seat of an airplane. A few odds and ends, end up in the checked baggage.


It's a paper logging operation. I've thought about a lap top computer but weight is important. I use to use an IC735, but the size and weight were a problem. That is why I went to the scout.

Being at the other end of the pile ups is an experience every ham should have at least once! It can change your point of view real quickly, and, I think, come away a better operator.

73 & DX  
Bob W1XP/VP9

THANKS TO OUR NEWSLETTER CONTRIBUTORS!

ND0ANL, W0EJ, K06VB, W8ZRL, W0SR, W1XP, K0GT, KC0CL (KC0XC)  
WPMJN



Mar 13, 1994 - Crosswords Plus

Across

- |  |                           |
|--|---------------------------|
| 1. Type of DXer we wish we were        | 2. TR                     |
| 3. Need 100 countries minimum          | 4. CO                     |
| 5. Worked All Zones                    | 5. USA award              |
| 6. SA                                  | 6. YL                     |
| 7. Satellite organization              | 8. TZ                     |
| 9. 5U                                  | 10. 9G                    |
| 12. CE                                 | 11. 5Y                    |
| 13. P4                                 | 12. Local club            |
| 15. Number of states needed for 5 down | 14. TY                    |
| 17. TT                                 | 16. 7O                    |
| 18. ST                                 | 20. OA                    |
| 19. 9N                                 | 22. XW                    |
| 21. 9H                                 | 24. HH                    |
| 23. VQ9                                | 26. Antenna support       |
| 25. Digital mode                       | 27. Popular DX bulletin   |
| 27. Cause of 'mailbox anxiety'         | 30. EP                    |
| 28. YI                                 | 32. SV9                   |
| 29. One of the 3D2 countries           | 33. 9Q                    |
| 31. Only need 8 QSLs for this one      | 34. Annual HAM 'Mecca'    |
| 34. Simple wire antenna                | 36. National organization |
| 35. A7                                 | 38. Drop-cord DXpedition  |
| 37. Our club                           | 41. Popular DX antenna    |
| 39. 160 meters                         |                           |
| 40. CW aid                             |                           |
| 42. Another term for 41 down           |                           |
| 43. A4                                 |                           |
| 44. 5V                                 |                           |

MURPHY'S LAW FOR DXER'S

de W08AWL & W08NP

1. Vacations always will fall on a rare dx-pedition.
2. One letter of your call is always QRMed.
3. A rare unknown prefix is just a special events station.
4. The rarer the DX, the weaker the signal!
5. Propagation never favors Zeros.
6. A station going by the numbers means Zeros go last.
7. The surer the QSL card is promised the more likely it will be lost in the mail.
8. If you need them on cw they will work mostly ssb! If you need them on ssb they will work cw!

USING COPPERWELD ANTENNA WIRE, by David B. Swezy,  
KC8CL

When using copperweld antenna wire beware of entanglements.

A friend of mine had several hundred feet of number ten copperweld he had picked up at a farm auction. After several months of storage in his garage he decided to build himself a new full wave loop for seventy five meters, so he rolled the wire out behind the garage, looped one end around a poultry feed bin and took off down the hill unrolling the wire as he went. After several minutes of this he decided that the 500 feet or so that he had unrolled was enough for his use, so he hung the spool over a steel fence post and walked back up the hill to get some wire cutters. About half way back up the hill to the poultry feed bin, he stumbled over a clump of dirt and fell on the wire. When he did, the wire broke at a place that it had been crimped and weakened about fifty feet from the uphill end. The wire started coiling itself back up and flinging itself down the hill, at which time he got caught in the loops and the spring action of the self recoiling wire rolled him down the hill where he banged into the fence post head first. When he woke up a few minutes later with a few minor cuts and bruises he decided he needed a better way to straighten the wire out. He took his little Cub Cadet tractor and put a piece of pipe across the drawbar and hung the coil of wire on it, tied the end of the wire to another fence post and slowly drove up the hill with the wire rolling neatly off the back of the tractor. He drove very slowly and watched carefully for any more damaged areas in the wire as he went.

He was watching so closely in fact that the left front wheel fell into the trench that he had dug from the base of his tower to the house to bury his coax and rotor cables in. The left front wheel going down in the trench raised the other end of the pipe high enough that the remainder of the wire came off and rolled back down the hill catching a fifteen foot high Martin house pole on its way and flinging it into the side of his 1990 Chevrolet pickup truck breaking the drivers side window.

The next day after having discussed all his troubles with his friends on 75 meters and listening to their advice he went back to try to

straighten out the wire again. He tied one end to the tractor drawbar and pulled it up and around the poultry feed bin and back down the hill towards the fence post. He finally had almost 1000 feet unrolled, and kept pulling on the end until he finally killed the engine on the tractor. He decided that he should leave it stretched out like that for a few days to help get the kinks out, but he needed the tractor for other things so he drove a steel post three feet into the ground and using a fence stretcher attached the tractor end of wire to the steel post. The next day while driving the pickup through the field to take some feed out to his horses, he forgot where the wire was and drove over it about half way between the feed bin and the steel post. The wire got caught on the rear bumper of the pickup and before he could stop, the wire pulled the poultry feed bin off of its concrete pad and the spring action launched the bin about 15 feet in the air and when it came down it hit the Cub tractor, knocking it out of gear and the tractor rolled into the pond, the bin rolled down the hill striking the pickup truck in the left rear fender.

We still haven't heard his new antenna on 75 meters! He did tell me on two meter packet that he had to sell his HF rig to get enough money to repair the Cub Cadet tractor, replace the broken window in the pickup, and get a new poultry feed bin. He plans on putting up a vertical so he can at least get back on ten meters with his Radio Shack 10 meter rig.....January 4, 1994, David B. Swezy, KC8CL (KCDXC NEWSLETTER)

- Word List
- AMSAT
  - ARRL
  - ARUBA
  - BEAM
  - BENIN
  - BIGGUN
  - CHAD
  - CHAGOS
  - CHILE
  - CRETE
  - CUBA
  - CVARC
  - DAYTON
  - DIPOLE
  - DXCC
  - EIDX
  - FIFTY
  - FIJI
  - GABON
  - GHANA
  - HAITI
  - IRAN
  - IRAQ
  - KENYA
  - KEYER
  - LAOS
  - LATVIA
  - LIBYA
  - MALI
  - MALTA
  - NEPAL
  - NIGER
  - OMAN
  - PERU
  - QATAR
  - QRZDX
  - OSL
  - RITV
  - SDOM
  - SMON
  - TOGO
  - TOPBAND
  - TOWER
  - WAC
  - WAS
  - WAZ
  - YAGI
  - YEMEN
  - Zaire

## Lightning Woes de W0MJN

As many of you may know, last August I suffered a direct lightning hit that took out my antennas, Henry PA, computer and TNC, several radios, garage door opener, and several TV's and appliances in the house. During the month, following the lightning strike, I spent a lot of time looking through catalogs trying to decide what kind of equipment to buy to replace those items that were damaged by the lightning. I decided to replace the TH-6DXX tri-band beam with a TH-7DXX, the two 80/40 slopers with a single 80/40 trapped dipole, what was left of my Ringo Ranger with a new Hy-Gain V42R dual band 144/440 vertical, and my Henry 2K2 with a 2K Classic console. What follows is really a true story.

### The Beam.....

The TH-7DXX arrived in mid September and I immediately started putting it together. Wow! I had forgotten how many types of screws, nuts, bolts, and washers came with one of these antennas. When I opened the box, I almost wished that I had ordered a simple vertical instead. After a week or so of working in the evenings and on the weekends assembling, measuring, and measuring some more, the antenna was done and ready to go up. It was a cool Friday evening with rain threatening when Tom (WB8ZRL) and Steve (NU0P) went up the tower to put up the new TH-7DXX and rotor while Frank (W0GWK), Ed (WA2WSX) and I manned the ropes on the ground. As the antenna was finally being bolted into place it started to rain. Tom and Steve finished the job and came down the tower as the rain and wind started to pick up. We checked out the antenna and it seemed to work fine. The next day (Saturday) I was up early to try out the new beam and much to my surprise the antenna was no longer resonant on any of the bands. Now what??? Tom came over on Sunday and went back up the tower. We checked the coax, connectors, and the matching network. Nothing!. The next day was Monday and I called Hy-Gain. I talked with the design engineer for the TH-7 and he asked what the date code was on the antenna. When I told him, he said uh-oh. Then he asked if there had been a hard driving rain since the antenna went up. Suddenly there was a knot in my stomach. He then told me that my new antenna (you know...the one that was already on the tower at 50 feet) had newly tooled trap caps that fit so tight that the water between the last drain hole and the drooping end of the trap was trapped. He said it would evaporate soon, not to worry. But then he said, if you really want to fix it right, take the antenna down and drill 1/4 inch drain holes in the trap caps. That was certainly what I wanted to hear. Well he was right, the water did evaporate, and the antenna started to work again; but a few weeks later we took the beam down, drilled the holes, and put it back up.

A side note to the beam story....In the process of putting up the beam the first time, we pulled apart the N connector on the VHF/UHF antenna. I never have liked N connectors.

### The Dipole.....

After looking through the AES catalog, I decided to buy a B&W 80/40 trapped dipole kit. It was advertised in the AES catalog as having wire, traps, center and end insulators, and was rated at 2KW. Perfect, I thought. Since I was ordering some other items from Texas Towers, I decided to order the dipole antenna from them too. The salesman at Texas Towers asked what kind of power I was running and I told I had a Henry PA. He said the B&W traps were rated at only 500 watts. I told him to ship the kit anyway (after all, I saw 2KW in print). When the antenna arrived, the instructions said 500 watts PEP. Darn those AES guys. Well this was Thursday and the crew was coming over on Saturday to take the beam down (remember those holes for the trap caps) and I wanted to put the dipole up at the same time. No time to change plans now I thought, so I assembled the dipole. After the antenna work was completed on Saturday morning and the guys left, I began tuning up the dipole with my Icom-765. After several hours it was just the way I wanted it. Then



the thought struck me; I wonder how much power the new Henry 2K Classic would put out on 80 and 40 meters? Well it didn't take long to find out it was more than 500 watts. I think I had about two seconds of use of my new dipole with my new PA. Boy did I feel stupid.

During my regular Sunday schedule the next day with Dave (W0VX), one of our EIDXa charter members who now lives near Dallas, he informed me that he had made traps using coax wrapped around PVC pipe and they worked great. Sensing my frustration with my unsuccessful power test, Dave offered to make me a set of 40 meter traps and express mail them to me so I would have them in time for the CQWW phone contest the following weekend. The traps arrived Friday and these are what I call traps.....Mega Traps! Eight turns of RG-8 wrapped around a piece of 2-inch diameter PVC pipe. It would take several Henry PA's to blow these traps. I spent the rest of that afternoon tuning the dipole for the contest and needless to say the traps worked great. If you are interested in making a set of these Mega Traps, here are Dave's calculations and installation instructions for traps at 7.15MHz:

Coax: .405 in. OD 30.8pF/ft  
Coil Form Diameter = 2.38 in.  
XL = 123.1      XC = 122.9  
L = 2.74uH      C = 181.1pF  
No. of turns = 7.95  
Winding Length = 3.24 in.  
Coax Length = 74.4 in.  
Effective Length = 65.5 in.

Inside the pipe, the braid from one end of the coax is connected to the center conductor of the other end. That will leave a braid coming from one end of the trap and a center conductor coming from the other end. To install the traps, the BRAID goes toward the inside antenna (40 meter side) and the CENTER CONDUCTOR goes toward the outside (80 meter side). These traps work!

#### The PA.....

When considering a new PA, I decided to get another Henry since I had been really happy with my 2K2. I called Henry to order a 2K Classic console and they said it would be 2-4 week delivery since each of their PA's was custom built. After about 3 weeks the PA finally arrived. Steve (NU0P) and I hauled it from the garage where the delivery people so conveniently put it to the ham shack in the basement where it really belonged (man is it heavy). With great anticipation, Steve and I opened the carton to find this nice new PA neatly wrapped in plastic waiting to be ripped off. We ripped off the plastic and WOW, there was my shiny new Henry 2K Classic console PA.....with the front right corner smashed in where it had been dropped. All I could see was ten shades of red. After I cooled down a bit, I called Ted Henry, Jr. and informed him of the damage. I told him that the PA was obviously dropped before it was shipped because there was no external damage to the box and there was no compression to the Styrofoam blocks that the PA was sitting on inside the box. He told me to use the PA until the new one came, but I just packed it up and waited for the new one which arrived just in time for the contest.

Thanks.....NU0P, WB8ZRL, W0EJ, W0GWK, W0VX, WT0D, WA2WSX and several of my neighbors for all of your help. The good news is lightning never strikes twice in the same place. So I don't have to worry....or do I?

de W0MJN


WØAMR  
See you at the meeting or send me a packet. 73 de  
orders of any combination to go ahead with an order.  
assortment of colors to choose from. I need 24  
EIDXA logo printed with 2 colors \$6.25. Good  
Tee shirts-hvy quality (like last time) all have the  
\$11.00  
Sweatshirts long sleeve, nice qual  
lined \$19.50  
Coaches jacket-unlined \$15.75  
Pull over Nylon jacket-unlined \$20.25

things to think about  
MORE GOODIES!!!

41

*Jim  
Rosen  
owns  
the  
ducks.  
Shows  
you*

WØWP Tom Lindgren  
9786 Blairs Ferry Rd  
Cedar Rapids, Ia 52411



WØSR Jim Spencer  
3712 Tanager Drive NE  
Cedar Rapids, Ia 52402